




9B





Turn Signal Switch Inspection

- 1) Turn the ignition switch OFF.
- 2) Remove the air cleaner box. 
- 3) Disconnect the left handlebar switch coupler (1).



- 4) Inspect the turn signal switch for continuity with a circuit tester. If any abnormality is found, replace the left handlebar switch assembly with a new one. 

Color Position	Lg	Lbl	B
L			
PUSH			
R			



- 5) After finishing the turn signal switch inspection, reinstall the removed parts.